



YCC Treasurer Report 2019

Consuelo



Season 2018 - reminder

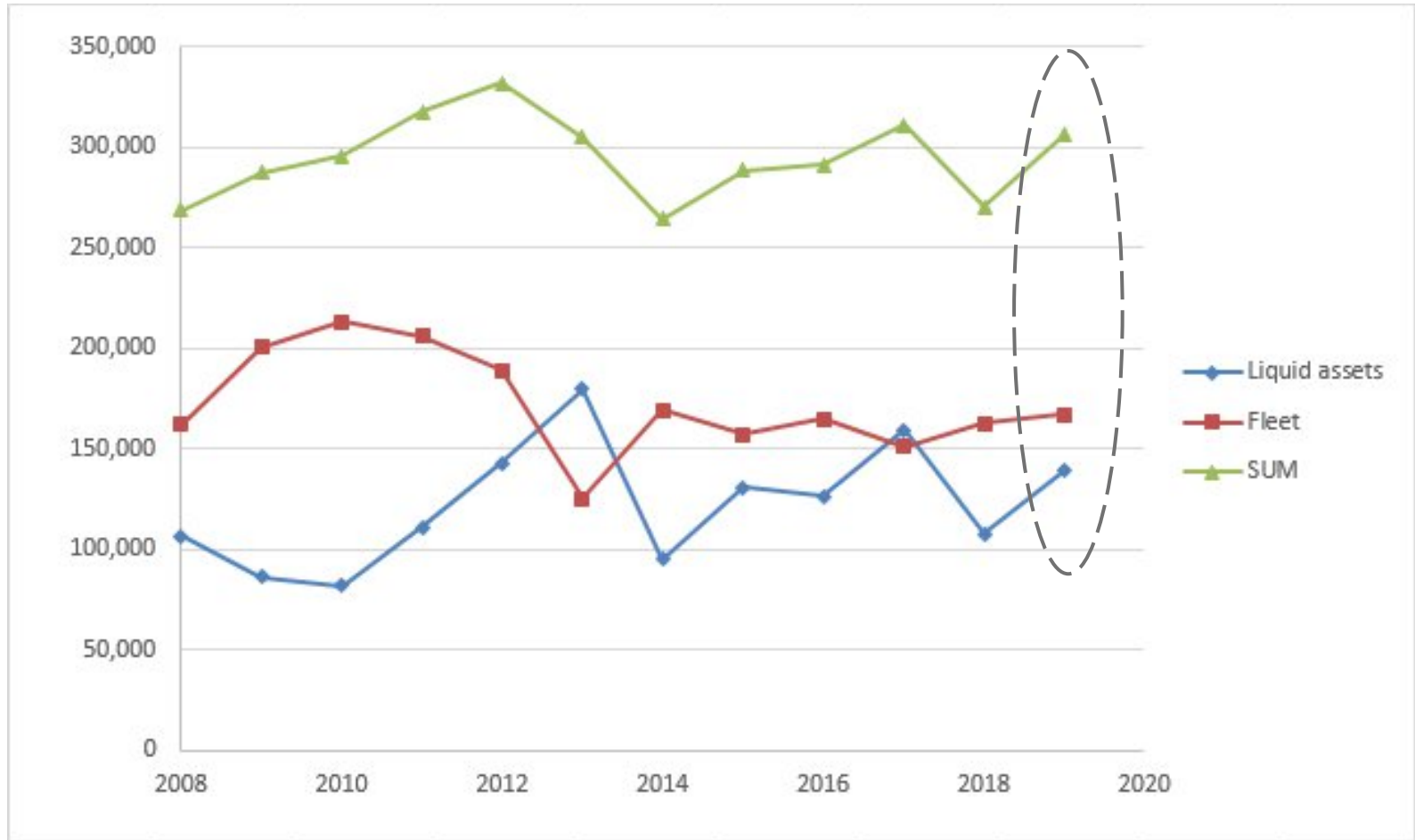
- cash: - 52.4 kCHF
- assets: 270.3 kCHF
- net balance - 21.5 kCHF
- 2.4 kCHF provisioned for season 2019
- mandate to buy new boats ~ 57 kCHF

Total assets



	30 Sept 2018	Difference	30 Sept 2019
USB current	60 530	+ 51.7 kCHF	112 186
UBS deposit	25 120		25 113
Specific receivables	21 890		1 750
Total liquid assets	107 540		139 049
<hr/>			
+ NACRA + RIB II		- Aquila & annex - depreciation	
Fleet Value - NET	162 729	+ 4.5 kCHF	167 215
TOTAL	270 269	+ 36 kCHF	306 264

Assets statistics



Summary of 2019



Total income	210 254.52 *
Expenses	- 156 116.47 *
Depreciation	- 27 552.32

Remarks:

- We bought NACRA & RIB II for 32 kCHF
- * Includes 22.2 kCHF from the cruise

Income 2019



Designation		Actual
Members Fees	162 930	
Active members		91 500
Junior members (including 20 new members)		4 600
128 New membres		51 200
Friend members		2 310
Temporary members		440
69 Sailing courses		11 730
Regattas		1 150
Public Subsidies	5 000	
Staff association		5 000
Events	2 451	
Party canteen revenue		2 451
Revenues divers	17 703	
Insurance		17 091
Material, boats, shop & interest		613

476 members!!

150 kCHF

General Expenses 2019



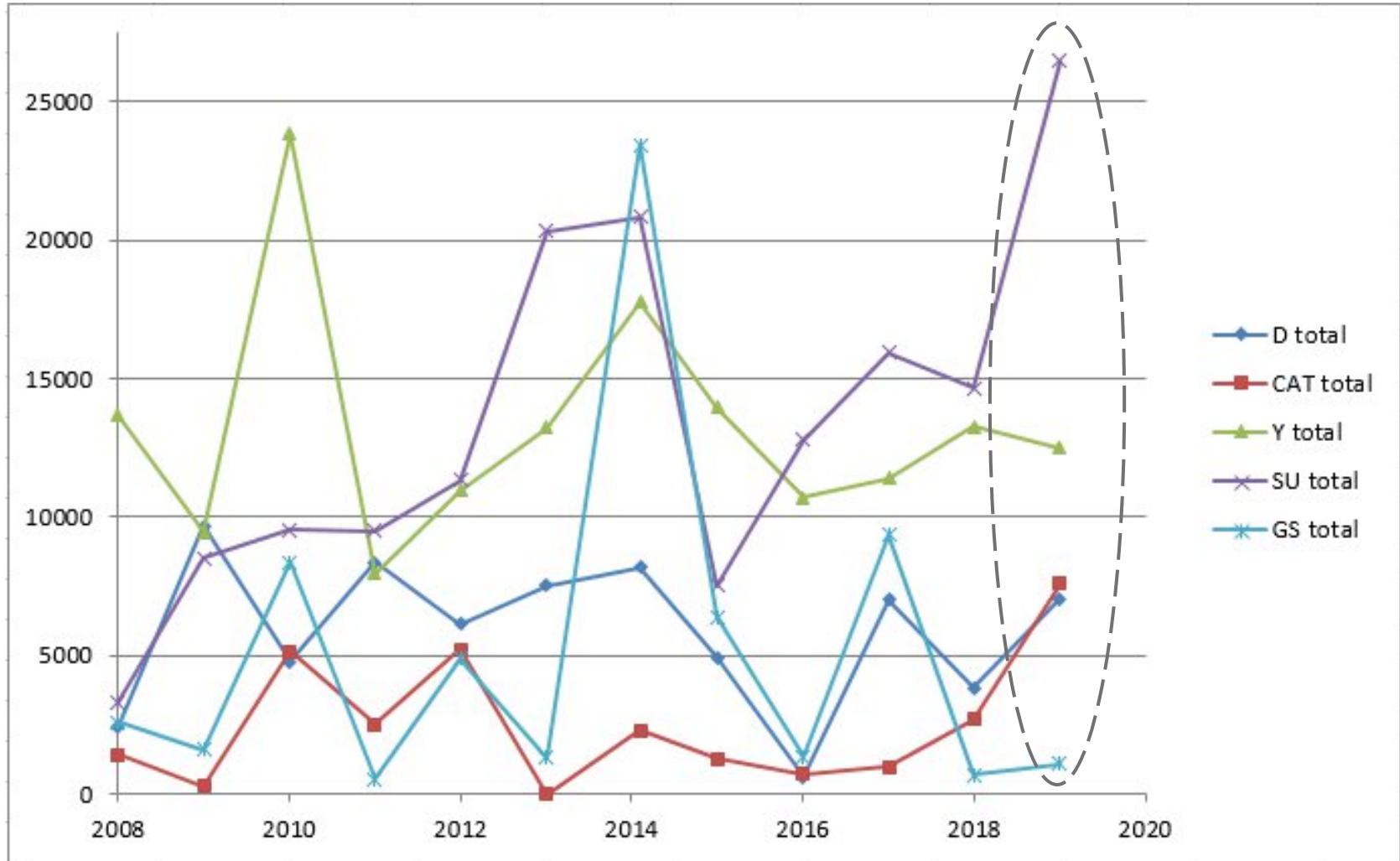
Swiss Sailing membership	16 860
Other memberships	2 990
Insurances	15 738
Moorings	11 156
Administration (phone, bank, crane, cleaning, post, ...)	4 888
Social activities	4 433
Regattas	3 156
Taxes (boats + trailers)	2 894
Fuel	1 599

Expenses Maintenance & Sails 2019

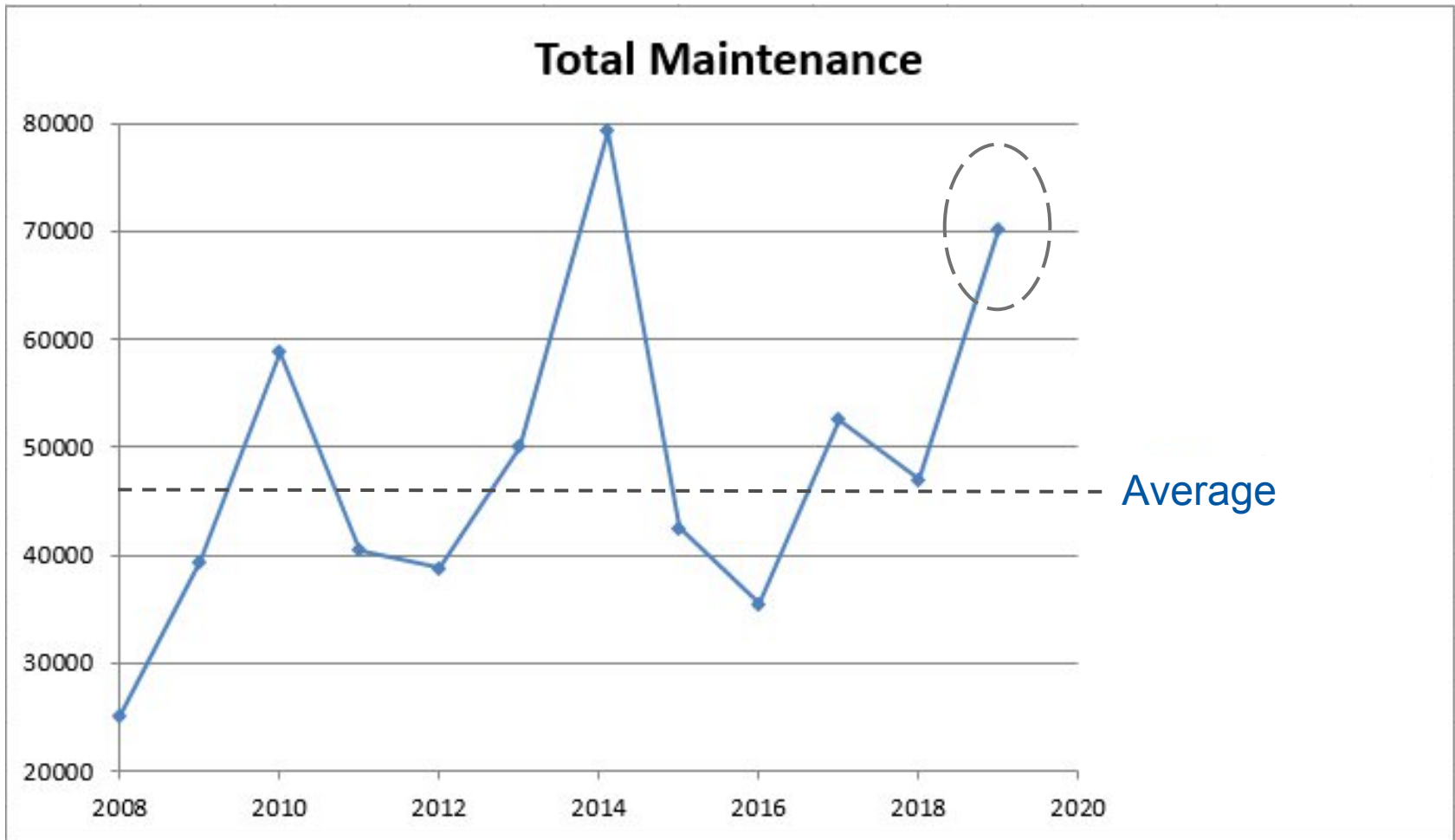


Maintenance	Real expenses (2019)	Planned budget (2019)
Dinghies	6 123	4 000
Catamarans	6 288	4 000
Engines and Q-boat	4 794	3 000
Divers	606	1 000
Trailers	2 580	500
Yngling	10 809	10 000
Surprises, J70 & J80	16 748	6 000
Gib Sea	852	1 000

Sailing boats maintenance & sails



Total Maintenance & Sails





Conclusions

- Net Balance + 26.6 kCHF
- Cash + 51.7 kCHF
- Total assets 306.3 kCHF
- Closure finance cash 137.3 kCHF



Thanks to



... Joanna, Kassandra and Patrick ...



Cash check

Total Income	210 254.52
Total Expenses	- 156 116.47
Depreciation	- 27 552.32
Net Balance	CHF + 26 585.73
Closure finance cash	+ 137 298.39

Fleet check

New Boats (NACRA & RIB II)	32 038.20
Depreciation	- 27 552.32
Fleet value increase	CHF 4 485.88